

# Virginia Mennonite Conference

Winter Delegate Meeting

February 1, 2013

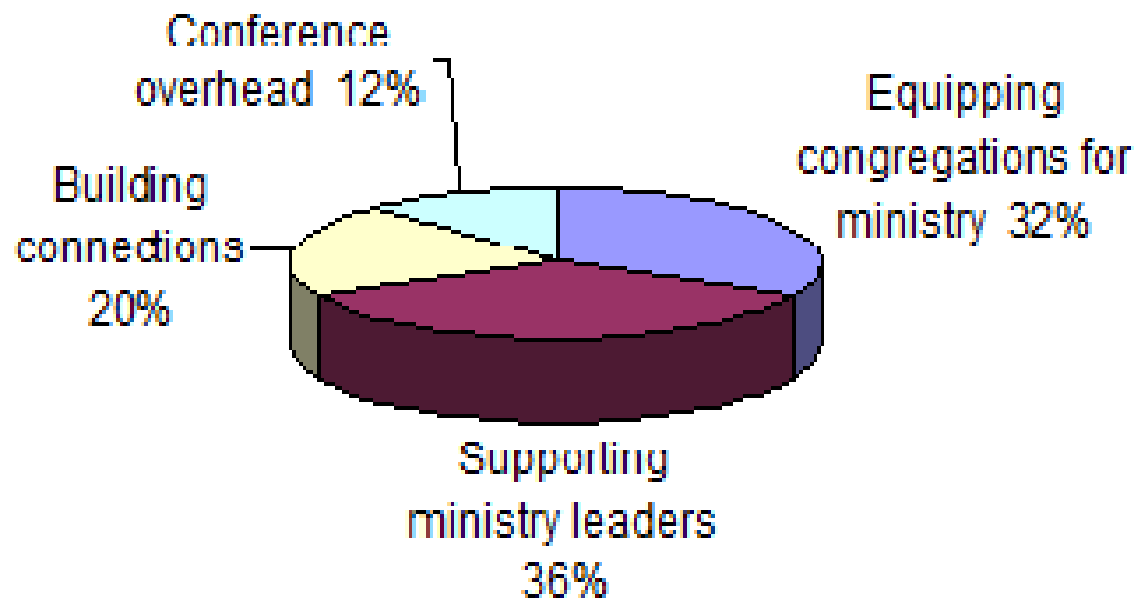
# 2011-2012 Financial Report

Total Income	\$ 266,640
Total Expenses	\$ 266,601
Net Income	\$ 39

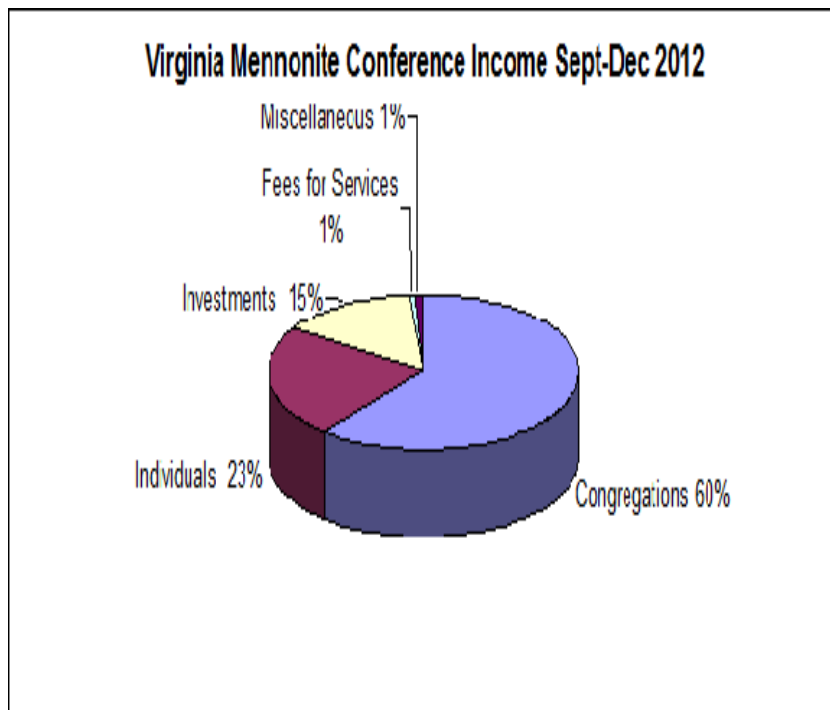
**Hooray !!!!!**

# 2012-2013 VMC Budget

Virginia Mennonite Conference 2012-13 Budget

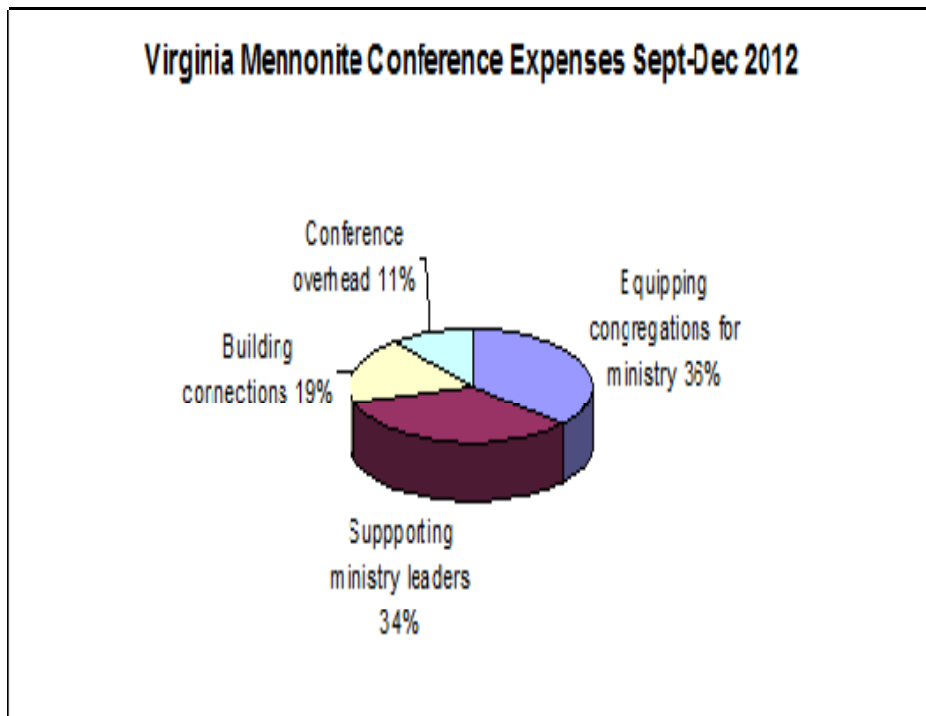


# VMC Income (Sept-Dec 2012)



- Congregations \$44,913
- Individuals \$16,938
- Investments \$10,686
- Miscellaneous \$654
- Fees for Services \$375
- **Total \$73,566**

# VMC Expenses (Sept – Dec 2012)



## Equipping congregations for ministry \$ 30,472

- Congregational Life Commission
- Communications Associate, Staff Assistant
- Conference Youth Minister, Western Regional CYM
- Young adult ministry

## Supporting ministry leaders \$ 28,265

- Faith & Life Commission
- Conference Minister
- MC USA credentialing fees

## Building connections \$ 15,632

- Conference Council
- MC USA delegate expenses, church-wide travel
- Conference Coordinator
- Historical Committee, Archives
- *Connections*, promotional literature, postage

## Conference overhead \$ 9,119

- Rent, insurance
- Auto expenses
- Bookkeeper
- Office supplies and equipment
- Payroll and staff fees

**Total \$ 83,488**

# 2012-13 Budget Comparison

- Income from both individuals and congregations was down slightly
- Total Income was \$ 3020 less (\$76,586 vs \$73,566)
- Salary/Wages were up \$4990 (\$49,456 vs \$54,446)
- Net Loss is \$ 6573 higher (- \$3349 vs -\$9922)